



2016 TTCF Road Series #2

24-Jan-2016



General Description of Course

Course Rating: Grade 3

Total Distance: 75km/113km

Maximum Elevation: 51m

Total Elevation Gain: 516m/774m

Start/Finish Location: Brian Lara Stadium Entrance, Gasparillo By-Pass Road

Series Points

The top 6 cyclists in the Open category will receive points as follows: 9,7,5,3,2,1 while all other categories will receive points for the top 4 cyclists as follows: 5,3,2,1.

Feeding

Feeding Opens: Completion of the 1st lap

Feed Closes: Claxton Bay Flyover (North Bound) on respective Final Lap

Feeding will only be allowed on foot

Convoy

Clubs failing to adhere to the convoy seeding or found to be driving recklessly will be removed from the event by the T&T Police Service and will be subsequently fined as per the TTCF Racing Rules and UCI Rules.

Gear Restriction

Gear Restrictions will be enforced for Juvenile Men cyclists at 7.40m. All Juvenile Men cyclists are required to report for gear checks before the event. The top 4 cyclists are required to also report for gear checks after the event.

Course Description

The course will officially start and finish at the entrance to the Brian Lara Stadium, Tarouba along the Gasparillo By-Pass Road. The course will turn left and head south along the Solomon Hochoy Highway and continue along same until the end of the Solomon Hochoy Highway extension in the vicinity of Ghandi Village. The course will circumvent the makeshift roundabout at the end of the highway and head north along the Solomon Hochoy Highway.

The course will then exit and cross the Claxton Bay Interchange and head south along the Solomon Hochoy Highway towards the start/finish line. Masters 50-59, Masters 60-69, Women Open and Juvenile Men will complete 2 laps while Elite Men, Masters 40-49 and Junior Men will complete 3 laps. Each lap is approximately 37.8km.

Masters 50-59/Masters 60-69/Women Open/Juveniles = 2 Laps/75km

Elite Men/Masters 40-49/Junior Men = 3 Laps/113km

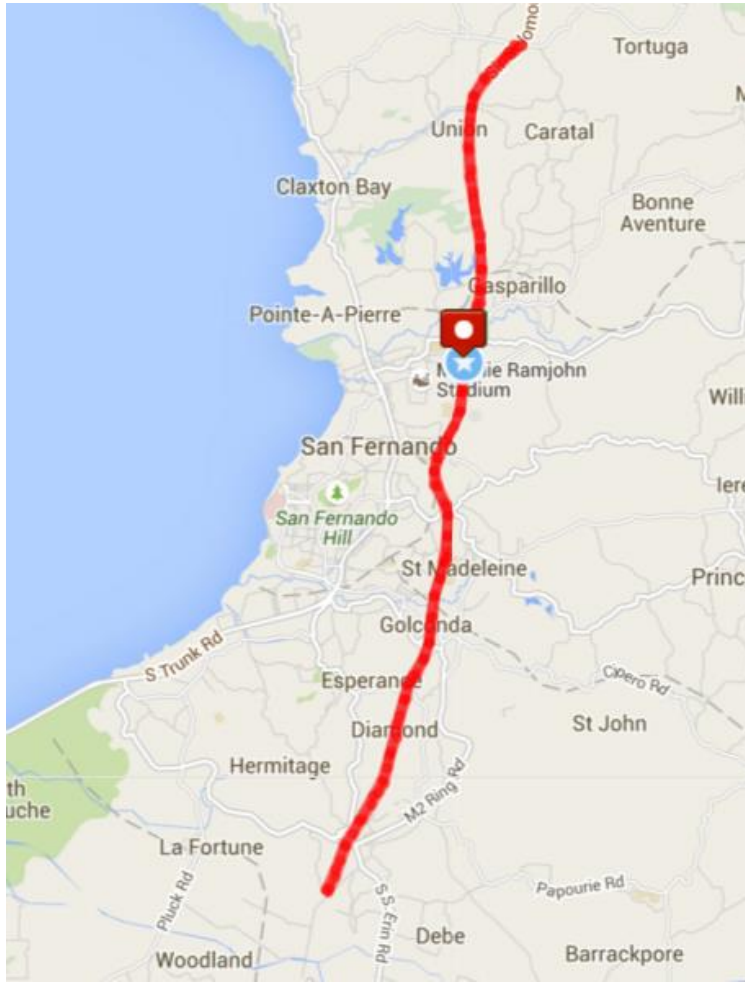
Sponsored by Breakaway Cycle Club



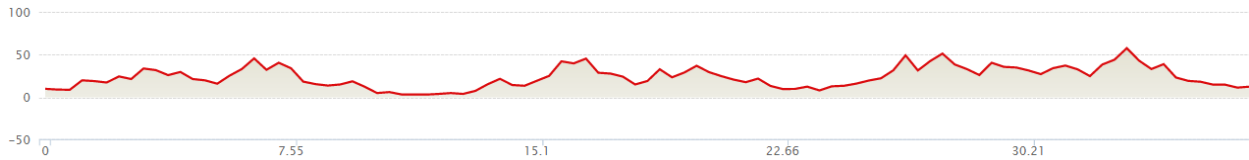
2016 TTCF Road Series #2

24-Jan-2016

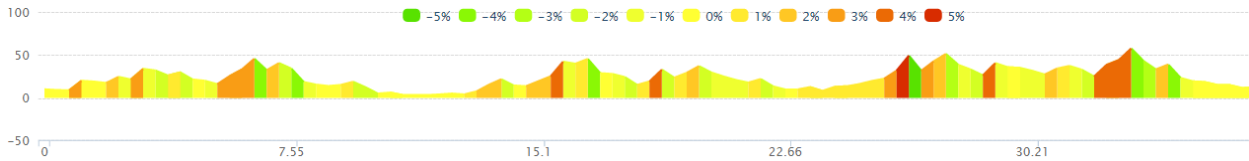
Graphical Course Map



Overall Course Elevation (one lap)



Detailed Course Elevation Gradients



All images sourced from www.mapmyride.com